


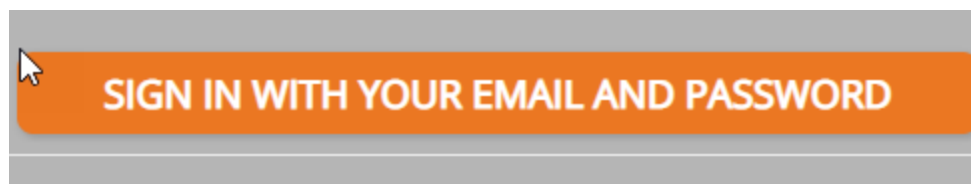
To Set Up a CloudCME Profile

Begin by going to the website: <https://mainehealth.cloud-cme.com/default.aspx>

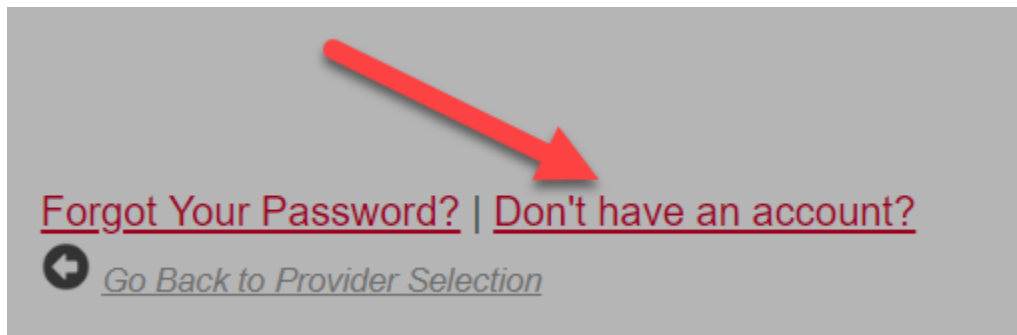
Click on the “Sign In” icon in the upper left side of the webpage



Then click on “Sign in with your Email and Password”



Next you will click on the “Don’t have an Account?”

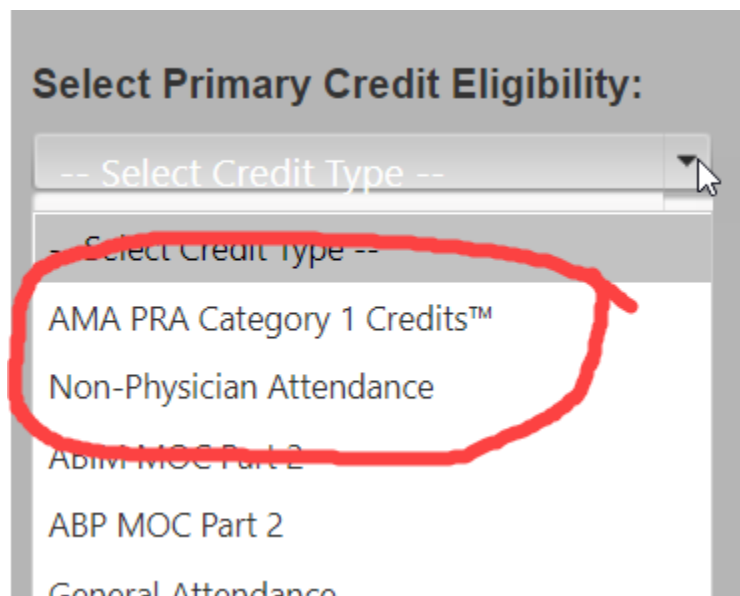


You will add your info. When choosing your Degree if it is not found pick none.

Then pick a Profession that best describes you.

Then Select your Primary Credit Eligibility.

- If you are a Medical Doctor you should pick AMA PRA Category 1 Credits
- Any other profession should only pick “Non-Physician Attendance”



Then click Create Account to finish the process

